

**GUNA MOTORS**

---

**YAMAHA**

**BIKES**



# UNLEASH YOUR DARK. MT-15

VERSION 2.0

## The Dark Warrior

The MT 15 V2 is a pure bred hyper naked motorcycle and is one of the most dynamic light weights from the MT stable. The bike has the look of a hyper naked with its agile handling, wide handlebar and ultra light weight of 189 kg.

The ergonomically styled MT 15 V2 with its gold color Upside Down Front Forks, the 6 functional LED Headlight and the Aluminium Swingarm gives the motorcycle an aggressive and intimidating look. This hyper naked bike will not only give you the thrill you seek but will also inspire immense confidence in the rider.

### 155CC LC4V FI Engine

The powerful naked Yamaha MT 15 V2 is fueled proud with its BS VI compliant engine. Powering the MT 15 V2 is the amazing 155cc LC4V engine that gives you ample amount of power on tap.



### VVA

This is one of a kind high performance VVA system that provides torque for most of the rpm or low rpm. These 3rd Van Valve (VVA) system for low to mid range rpm and another for high rpm. They switch between each other at the 1400 rpm mark to ensure good power and torque is present throughout the entire rpm range.



### ASC

An ABS (Anti-Lock Brake) system is designed to reduce the weight of the clutch pull and provide low stress starting during deceleration. The ABS helps to reduce torque for the rider. This also prevents excessive engine braking thus reducing its effects on chassis behavior. The ABS CLASH system for smooth, enjoyable manoeuvres.



### 6-Speed Transmission

Now shift gears without causing stress anymore. The MT 15 V2 6 speed transmission KCS gear cluster of low RPM even in higher gears. Thus saving fuel without missing on the thrill.

## ADVANCED LCD INSTRUMENT CLUSTER WITH Y-CONNECT

Take advantage of all the information that the newly designed instrument cluster has to offer. After all, a well informed rider is a better rider.



Now you can stay connected even on the move. The Yamaha Y-Connect App displays phone notifications on your instrument cluster screen.

**CALL ALERT**  
Alerts you of any incoming or missed calls.

**SMS & EMAIL**  
Get notified every time you receive a message or email on your phone.

**APP CONNECTIVITY STATUS**  
Keeps you of the latest connectivity with the Y-Connect app on your phone.

**PHONE BATTERY LEVEL STATUS**  
Displays the smartphone's battery level.

### Rapid Consumption Tracker

This feature helps you track your daily and weekly fuel consumption.

### Multi-Meter & Recommendations

This app consolidates and analyzes the ride data and sends you relevant notifications.

### Lean Parking Location

This feature gives you information about where you last parked your bike. If the location has been forgotten or is unclear, it helps to locate on the location.

### Abuse/Misuse Notification

In case of a breakdown or malfunction, the app notifies you on the smartphone.

### Phone Disconnection

The smartphone screen can act as a blue screen or display without any.

### Discovery

Monitors a variety of all kinds of alerts in terms of distance and your nearby riding.

## FUNCTIONAL FEATURES

### Upside Down Front Forks



### DeltaBox Frame



ABS with 262 mm [Fr] / 220 mm [Rr] Disc Brake



### 140 mm Super Wide Radial Rear Tyre



### Side Stand Engine Cut-Off Switch



## COLOR VARIANTS



## SPECIFICATIONS

### ENGINE

Engine type	Air cooled, 4-stroke, SOHC, 2-valve
Displacement	149 cc
Bore & stroke	57.3 mm x 57.9 mm
Compression ratio	9.8:1
Maximum horse power	9.1kW (12.4PS) 7,250 rpm
Maximum torque	13.5N.m (1.4kgf.m) 5,500rpm
Starting system type	Electric starter

### DIMENSIONS

Overall length	1,990 mm / 2,000 mm (Deluxe)
Overall width	790 mm
Overall height	1,080 mm
Seat height	790 mm
Wheelbase	1,300 mm
Minimum ground clearance	165 mm
Kerb weight	135 kg

### CHASSIS

Tyre size (Front)	100/90-17M/C 52P-Tubeless
Tyre size (Rear)	140/80R17M/C 62P-Radial Tubeless
ABS	Single Channel ABS
Brake type (Front)	Disc Brake (282 mm)
Brake type (Rear)	Disc Brake (220 mm)

### OTHER INFORMATION

Fuel tank capacity	13 L
Carburetor type / Fuel supply	Fuel Injection
Transmission type	Constant mesh, 5-speed
Suspension type	Front Telescopic fork / Rear 7-Step Adjustable Monocross Suspension
Headlight	LED
Tail light (For FZ5 FI & Deluxe)	LED
Brake/Tail light (For FZ FI)	12 V, 21/5 W x1
Clock	Digital
Speedometer	Digital
Battery	12 V
ECO indicator	Equipped
Side stand engine cut-off switch	Equipped



\*Available with all FZ5 FI models.



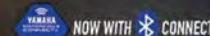
Yamaha Motor India Sales Pvt. Ltd., B-22 Tower-3B Floor, Sector No. 133B, Kapali Sanyal Sahai (Gurgaon), Gurgaon, Haryana - 122001.  
Phone: 044-2614 7000, Toll Free No.: 1800 435 1480 Email: info@yamaha-motor-india.com www.yamaha-motor-india.com



The call of the BLUE

# lord of the streets

## FZ5A



## Welcome to YAMAHA Motorcycle Connect X

### CONNECT TO EASE

Yamaha Motorcycle Connect X brings you closer to your FZ-5 FI by connecting your motorcycle and phone over Bluetooth. Download and enjoy a world of ease!



NOW WITH  CONNECT

#### Answer Back

Upon engaging this feature, the bike indicators start blinking and the horn starts beeping.



#### E-Lock

You can lock your bike and prevent theft, using the E-Lock Feature.

#### Locate My Bike

Upon clicking this feature, the bike indicators will illuminate for 10 seconds continuously.



#### Riding History

You can view individual trip details of every ride.



#### Hazard

Upon clicking this button, all indicators start blinking continuously, cautioning fellow riders around.



#### Parking Record

Shows a route map from your current location to where you have parked your bike.

## Yamaha *FZ* Series

The legendary streetfighter is loved for its superlative performance, advanced technology and macho street presence. Now, The Lord of the Streets takes the experience to a new level – with innovation, enhanced safety and new design features. One test ride and you'll know why the streets can have only one lord.



3D Emblem\*



Durable 149cc Fuel Injection Engine



Light Weight



With ABS



Coloured Wheels\*



LED Flashers\* & LED Tail Light\*



Comfortable Two Level Seat



Side Stand Engine Cut-off Switch

\*Available in FZ5 FI models.

Search for Yamaha Motorcycle Connect X on  

\*Available with deluxe model.

\*Available with all FZ5 FI models.

LED Flasher can be purchased at dealerships as an accessory at additional cost.

## COLOR VARIANTS

### M VARIANT

#### METALLIC GREY



#### RACING BLUE



#### DARK KNIGHT



#### METALLIC RED



## SPECIFICATIONS

### Engine

Engine type	Liquid cooled, 4-stroke, SOHC, 4-valve
Displacement	155 cc
Bore x stroke	58.0 x 58.7 mm

Compression ratio	11.6:1
Maximum horse power	13.5kW(18.4PS)/10000r/min
Maximum torque	14.2N·m(1.4kgf·m)/7500r/min
Fuel system	Fuel injection
Clutch type	Wet, multiple-disc
Starting system type	Electric starter
Transmission type	Constant mesh, 6-speed

### Chassis

Frame type	Deltabox
Front suspension system	Telescopic Upside Down Fork (USD Fork)
Rear suspension system	Linked-Type Monocross Suspension
Brake type (front)	Disc brake (282 mm)
Brake type (rear)	Disc brake (220 mm)
Tyre size (front)	100/80-17M/C 52P - Tubeless
Tyre size (rear)	140/70R17M/C 66H - Radial Tubeless
Inner tube diameter of front fork	37.0 mm
ABS	Dual channel

### Dimensions

Overall length	1990 mm
Overall width	725 mm
Overall height	1135 mm
Seat height	815 mm
Wheelbase	1325 mm
Minimum ground clearance	170 mm
Kerb weight (with oil and a full fuel tank)	142 kg
Fuel tank capacity	11 l

### Other Information

Battery	12 V, 4 Ah
Headlight	Bi-functional LED (Class D)
Position light	LED
Brake/tail light	LED
Speedometer	Digital
Tachometer	Digital
Fuel meter	Digital
Shift timing light	Equipped
VVA	Equipped
VVA indicator	Equipped
Quick shifter indicator	Equipped
Fuel consumption indicator	Equipped
Gear position indicator	Equipped
Clock	Digital, auto adjust with smartphone connectivity
Riding Modes	Track Mode / Street Mode
Dual horn	Equipped
Y-Connect (Smartphone Bluetooth Connectivity)	Equipped
Side stand engine cut-off switch	Equipped
Traction control system	Equipped
Quick shifter (up-shift)	Standard for R15M & Racing Blue color



The call of the BLUE

# WE RACING PERFECTION



## R15M


## R15 VERSION 4.0

Authorised Dealer



The specifications and designs of the motorcycles shown here may vary according to the requirements and are subject to change without prior notice. Colors shown may not match the actual color due to printing limitations. \*Conditions apply. \*\*Warranty extended for engine, FI system, AIS system and Electricals including wiring harness, whichever is earlier. 5-Year warranty\* only applicable in case of purchase of Yamaha Protection Plus Policy during validity period. Please refer to Yamaha Protection Plus Policy for more details.

Yamaha Motor India Sales Pvt. Ltd., AKDR Tower-5th Floor, Door No. 3/381, Rajiv Gandhi Salai (OMR) Mettukuppam, Chennai - 600097. Phone: 044-3814 7000. Toll Free No.: 1800 420 1600 Email: info@yamaha-motor-india.com www.yamaha-motor-india.com



**WE RACING**  
**PERFECTION**

**R15**  
VERSION 4.0



## 155 cc LC4V SOHC FI ENGINE WITH VVA



The liquid cooled single overhead camshaft fuel injected engine churns out a maximum horse power of 13.5kW(18.4PS)/10000r/min and maximum torque of 14.2N·m(1.4kgf·m)/7500r/min. What's more the engine is equipped with a Traction Control System and a Quick Shifter\* (up-shift) too! \*(Standard for R15M & Racing Blue color)

**ASC**

ASSIST &  
SLIPPER CLUTCH



An A&S (assist and slipper) clutch is adopted to reduce the weight of the clutch pull and provide low-stress shifting during deceleration. The A&S helps to reduce fatigue for the rider. This also prevents excessive engine braking, thus reducing its effects on chassis behavior. The A&S clutch makes for smooth, enjoyable downshifts.

**QUICK  
SHIFTER**

(UP-SHIFT)



The Quick Shifter\* (up-shift) allows for clutch-less shifting of gears. It increases the comfort of riding the vehicle since it eliminates the need to use the clutch or throttle before and after a gearshift. \*(Standard for R15M & Racing Blue color)

**VVA**

VARIABLE VALVE ACTUATION



This is a one-of-a-kind high-performance VVA system that provides torque for ease of use even at low rpm. There are two intake valve cams: one for low to mid-range rpm and another for high rpm. They switch between each other at the 7,400 rpm mark to ensure good power and torque is present throughout the entire rev range.

**TRACTION  
CONTROL  
SYSTEM**



The R15 V4 comes with Traction Control System. This is a dedicated electronic system that has the remarkable ability of reducing the chances of a wheelspin (slippage due to loss of traction).



# ADVANCED FULLY DIGITAL LCD METER CONSOLE



NOW WITH CONNECT

Stay connected even on the move. Y-Connect is Yamaha's latest innovation that lets you link your smartphone directly to your Yamaha motorcycle.



**SMS & EMAIL**  
Get notified every time you receive a message or email on your phone.

**CALL ALERT**  
Alerts you of any incoming or missed calls.

**APP CONNECTIVITY STATUS**  
Informs you of the bike's connectivity with the Y-Connect app on your phone.

**PHONE BATTERY LEVEL STATUS**  
Displays the smartphone's battery level.

## WITH TRACK MODE & STREET MODE

The two riding modes (Track Mode & Street Mode) display important information on the instrument cluster screen.

### TRACK MODE

Latest Lap Time  
Fastest Lap Time

### STREET MODE

Average Mileage  
Average Speed  
Coolant Temperature  
Battery Power

TRACTION CONTROL SYSTEM – ON/OFF\*

GEAR SHIFT TIMING INDICATOR\*

\* (Common to both Track & Street Mode)

## FUNCTIONAL FEATURES



### USB CHARGER (OPTIONAL)

Wherever you are, your phone will always be charged with the mobile charger option we have placed for you!



### DUAL HORN

With the split horns delivering higher decibels and lower decibels (Dual Tone), here's a racer that truly sounds like one.



### UPSIDE DOWN FRONT FORKS

The upside down front forks improve rigidity and provide stability while taking high speed turns or during high braking input.



### DUAL CHANNEL ABS

282 mm front and 220 mm rear disc brakes with Anti-lock Braking System (ABS) gives greater control and ability to steer.



### SUPER WIDE 140 mm RADIAL REAR TYRE

140/70R17M/C 66H radial tyre has been adopted at the rear with flexible side walls for better grip while cornering and superior shock absorbing capacity.



### SIDE STAND ENGINE CUT-OFF SWITCH

With the in-built side stand engine cut-off switch, you do not forget to remove the side stand during those immediate rides.

## DESIGN FEATURES



### CLASS D BI-FUNCTIONAL HEADLIGHT UNIT

Power your way with the newly designed headlight unit.



### LED POSITION LIGHTS

The LED position lights add to the sporty design of the bike.



### ALUMINUM SWINGARM

Ride with ease. The aluminum swingarm gives you the advantage of significant reduction in unsprung weight which makes the bike easier to handle.

### AERODYNAMIC BODY DESIGN

With better airflow management the rider can reach the top speed faster and is also helpful in the high speed stability of the machine.



## R15M DESIGN FEATURES



R15M 3D LOGO



TOP CAP ENGRAVED WITH R15M LOGO



SPECIAL SEAT



GOLDEN COLOR BRAKE CALIPER



GREY COLOR SWINGARM



GREY COLOR MUFFLER GUARD



RACING BLUE

MATTE BLACK **NEW**



UNIBODY SEAT



155CC LC4V SOHC FI ENGINE LED HEADLIGHTS



ASSIST & SLIPPER CLUTCH



VARIABLE VALVE ACTUATION (VVA)

### SPECIFICATIONS

#### Engine

Engine type	Liquid-cooled, 4-stroke, SOHC, 4-valve
Displacement	155 CC
Bore & stroke	58.0 mm x 58.7 mm
Compression ratio	11.6 : 1
Maximum horse power	13.7kW(18.6PS)/10000 RPM
Maximum torque	14.1 Nm (1.4 kgf·m) @8,500 RPM
Starting system type	Electric starter
Transmission type	Constant mesh, 6-speed
Clutch type	Wet, multiple-disc
Fuel system	Fuel injection

#### Chassis

Frame type	Deltabox
Front suspension system	Telescopic fork
Rear suspension system	Monocross (link suspension)
Brake type (Front)	Disc brake (282 mm)
Brake type (Rear)	Disc brake (220 mm)
Front tyre	100/80-17M/C 52P - Tubeless
Rear tyre	140/70R17M/C 66H - Radial Tubeless
Inner tube (diameter of front fork)	41.0 mm

#### Dimensions

Overall Length	1,990 mm
Overall Width	725 mm
Overall Height	1,135 mm

#### Dimensions

Seat height	815 mm
Wheel base	1,325 mm
Minimum ground clearance	170 mm
Weight (with oil & a full fuel tank)	142 kg
Fuel tank capacity	11 L

#### Other Information

Battery	12V, 4.0Ah
Headlight	LED
Auxiliary light	LED
Brake/tail light	LED
Speedometer	Digital
Tachometer	Digital
Fuelmeter	Digital
Gear position indicator	Equipped
Fuel consumption indicator	Equipped
Shift timing light	Equipped
VVA indicator	Equipped
Clock	Digital
VVA	Equipped
Side stand engine cut off switch	Equipped
Dual horn	Equipped
ABS	Dual channel ABS



The call of the BLUE

FOR ONCE, IT'S GREAT TO TAKE A BACKSEAT.

**R15 S**  
WITH UNIBODY SEAT



NEW UNIBODY SEAT



2yrs / 30,000kms warranty\*  
3yrs / 40,000kms extended warranty\*\*



Authorised Dealer

\*The specifications and design of the motorcycles shown here may vary according to the requirements and are subject to change without prior notice. Colours shown may not match the actual colour due to printing limitations. \*\*Conditions Apply. \*\*\*Warranty Extended for Engine, FI System, AIS System and Electrical including Wiring harness. 5 years warranty is applicable only in case of purchase of Yamaha protection plus policy during validity period, please refer the protection plus policy for details.\*

Yamaha Motor India Sales Pvt. Ltd, AKDR Tower - 5th Floor, Door No, 3/381, Rajiv Gandhi Salai (OMR), Mettukuppam, Chennai - 600 097  
Phone: 044-3814 7000, Toll Free No.: 1800 420 1600, Email: info@yamaha-motor-india.com, www.yamaha-motor-india.com



155CC LC4V SOHC FI ENGINE

**ASC**

ASSIST &  
SLIPPER CLUTCH

ASSIST AND SLIPPER CLUTCH

**VVA**

VARIABLE VALVE ACTUATION

VARIABLE VALVE ACTUATION (VVA)

6 SPEED  
TRANSMISSION

6-SPEED TRANSMISSION



DELTABOX FRAME



140MM SUPER WIDE RADIAL REAR TYRE

**R15S**  
WITH UNIBODY SEAT

Ride the R15S with the Unibody Seat and discover what makes the R badge the most respected - on the road and on the track!



SIDE STAND ENGINE  
CUT OFF SWITCH



DUAL CHANNEL ABS



LED HEADLIGHTS



MULTI-FUNCTION LCD INSTRUMENT  
CLUSTER WITH GEAR SHIFT INDICATOR

## SPECIFICATIONS

### ENGINE

Engine type	Air cooled, 4-stroke, SOHC, 2-valve
Displacement	149 cc
Bore & stroke	57.3 mm × 57.9 mm
Compression ratio	9.6:1
Maximum horse power	9.1kW (12.4PS) / 7250 r/min
Maximum torque	13.3 Nm (1.4kgfm) / 5500 r/min
Starting system type	Electric starter
Ignition	TCI (Transistor Controlled Ignition)

### DIMENSIONS

Overall length	2,020 mm
Overall width	785 mm
Overall height	1,115 mm
Seat height	810 mm
Wheelbase	1,330 mm
Ground Clearance	165 mm
Weight (with oil & a full fuel tank)	139 kg

### CHASSIS

Tyre size (Front)	100/80-17M/C 52P Tubeless
Tyre size (Rear)	140/60R17M/C 63P Radial Tubeless
Brake type (Front)	Disc 282 mm with ABS
Brake type (Rear)	Disc 220 mm

### OTHER INFORMATION

Fuel tank capacity	10 L
Fuel Supply System	Fuel injection
Clutch	Wet, Multiple-Disc
Transmission type	Constant mesh, 5-speed
Front Suspension	Telescopic Fork, 41mm Inner Tube Diameter, with Fork Boot
Rear Suspension	7-Step Adjustable Monocross Suspension
Headlight	Class D, Bi-Functional LED
Brake/Tail light	LED
Auxiliary Lights (DRL)	LED
Clock	Digital, Auto Adjust with Smart Phone Connectivity
Instrument Cluster	Negative LCD with Smart Phone Connectivity
Battery	12 V
ECO indicator	Equipped
Power Socket	Equipped
Bluetooth (Yamaha Motorcycle Connect)	Equipped
Side Stand Engine Cut-Off Switch	Equipped

## COLOR VARIANTS

MATT COPPER



MATT BLACK



METALLIC BLUE



The call of the BLUE

Ride Free

RIDE FREE WITH THE ALL NEW

FZ-X



Authorised Dealer

The specifications and designs of the motorcycles shown here may vary according to the requirements and are subject to change without prior notice. Colours shown may not match the actual colour due to printing limitations. \*Conditions apply. \*\*Warranty extended for Engine, FI system, AIS system and Electricals including wiring harness, whichever is earlier. 5-year warranty\* only applicable in case of purchase of Yamaha Protection Plus Policy during validity period. Please refer to Yamaha Protection Plus Policy for more details.  
Yamaha Motor India Sales Pvt. Ltd., AKDR Tower-5th Floor, Door No. 3/381, Rajiv Gandhi Salai (OMR) Mettukkuppam, Chennai - 600097.  
Phone: 044-3814 7000. Toll Free No.: 1800 420 1600 Email: info@yamaha-motor-india.com www.yamaha-motor-india.com

with ABS



WITH CONNECT





## YAMAHA MOTORCYCLE CONNECT FEATURES.

### MOBILE TO VEHICLE



#### MISSED AND INCOMING CALL ALERT

Missed and Incoming Call notifications on instrument cluster screen alert you about the calls that come to your phone.



#### SMS & EMAIL ALERT

SMS/Email Notification alerts are displayed on the instrument cluster screen each time you receive a message or an email on your phone.



#### APP CONNECTIVITY

The instrument cluster screen displays the status of the bike's connectivity with the Y Connect App on the phone.



#### PHONE BATTERY LEVEL

The Battery Level status of your phone is displayed on the instrument cluster screen.

### VEHICLE TO MOBILE



#### MAINTENANCE RECOMMENDATION

This app sends maintenance recommendations to the bike owner. For example it recommends the right time for oil change and keeps tabs on battery status and indicates either with a "Good" or "Check" notification.



#### FUEL CONSUMPTION

This feature helps riders track their daily and monthly fuel consumption.



#### LAST PARKING POSITION

The last parking feature of the app gives you information about where you last parked your bike.

\*The machine cannot be tracked via this function if it's moved since it was parked.



#### MALFUNCTION

Should the machine suffer a breakdown or malfunction, the App indicates so on the smartphone. It can be verified on the phone as part of the bike's records. It also sends out information about when the malfunction occurred and the machine's location to a designated 3<sup>rd</sup> party (Like dealer or family member) via e-mail.



#### REVS DASHBOARD

The smartphone screen can also function as the Revs Dashboard, that displays data that is not available on the bike's instrument cluster, such as 1) Engine RPM, 2) Degree of throttle opening, 3) Rate of Acceleration, 4) Eco-friendly riding indicator and 5) Real-time Fuel Consumption.



#### RANKING

This App connects with other Yamaha Riders App and maintains a ranking of the riders in terms of distance travelled and how eco-friendly their riding has been.



### LCD METER

The sleek and stylish LCD instrument screen is a mix of both, traditional and modern design. The tachometer display in it has an analogue look that shows the revs in a circular pattern. This display also shows smartphone notifications accurately and attractively.

### POWER SOCKET

The power socket provides a convenient charging slot for mobile phones and other personal devices.



CLASS D BI-FUNCTIONAL LED HI/L WITH DRL



149 cc FI BLUE CORE ENGINE WITH UNDER COWL



TELESCOPIC SUSPENSION WITH FRONT FORK BOOTS



SLEEK LED TAIL LIGHT



SIDE STAND ENGINE CUT-OFF SWITCH



ABS

### METAL FUEL TANK COVER

The fuel tank conveys a confident riding position thanks to its larger-class motorcycle silhouette.

### TWO-LEVEL SEAT WITH TUCK AND ROLL

The seat uses a tuck and roll design that crests and valleys creating a slip-resistant feel that is both comfortable and steady.



### BLOCK PATTERN TYRE

This pattern enables a superior ride with better grip and control.



Enjoy the open road and feel the freedom of riding.

**SCOOTERS**

## SPECIFICATIONS

### ENGINE

Engine Type	Air Cooled, 4-Stroke, SOHC, 2-Valve
Displacement	125 cc
Bore & Stroke	52.4 x 57.9 mm
Compression Ratio	10.2:1
Maximum Horse Power	6.0 kW (8.2PS) / 6500 r/min
Maximum Torque (With Assist Function Working)	10.3 Nm (1.1 kgf.m) / 5000 r/min
Stop Start System (SSS)	Equipped
Smart Motor Generator (SMG) System	Equipped
Fuel System	Fuel Injection
Starting System Type	Electric Starter and Kick Starter
Transmission Type	V-Belt Automatic

### DIMENSIONS

Overall Length x Width x Height	1,920 mm x 685 mm x 1,150 mm
Seat Height	780 mm
Wheelbase	1280 mm
Minimum Ground Clearance	145 mm
Weight (With Oil & a Full Fuel Tank)	99 kg
Fuel Tank Capacity	5.2 l
Underseat Storage	2 l

### CHASSIS

Suspension Type (Front / Rear)	Telescopic Fork / Unit Swing
Tyre Size (Front)	90/90-12 - Tubeless
Tyre Size (Rear)	110/90-10 - Tubeless
Front Fender	Metal
UBS	Equipped
Brake Type (Front)	Disc (190 mm) / Drum (130 mm)
Brake Type (Rear)	Drum

### ELECTRICAL

Battery	Maintenance Free - 12V, 5.0 Ah
Ignition System	TCI (Transistor Controlled Ignition)
Headlight (Class C)	Disc: LED Drum: Halogen 12V, 35 / 35 W x 1
Brakelight / Taillight	Disc: LED Drum: 12V, 21 / 5 W x 1
DRL (Daytime Running Light)	LED (Only Disc)
Sidestand Engine Cut off Switch	Equipped
Meter Console	Disc: Digital / Drum: Analogue
Bluetooth (Yamaha Motorcycle Connect X)	Equipped (Only Disc)

### COLOR VARIANTS



SPECIAL

AVAILABLE IN DISC & DRUM  
DELUX



AVAILABLE IN DISC & DRUM  
STANDARD



The call of the BLUE

**SHANDAAR  
DUMDAAR  
MILEDAR**  
*It's fascino year*

**fascino 125Fi  
HYBRID**



Authorised Dealer



WITH CONNECT



Yamaha Motor India Private Limited, 100, Park Road, Chennai - 600 029. Tel: 044-4444444. Email: yamaha@yamaha-motor.com



# SHANDAAR



99kg

**IMPRESSIVE  
RETRO DESIGN  
WITH LIGHT  
WEIGHT BODY**

It's not often that a scooter ticks all the boxes you desire. The new Fascino 125 FI has it all. It's designed with style, packed with performance and gives you more miles for the buck. No wonder it's Shandaar, Dumdaar and Miledaar. Go ahead, ride-out on the new Fascino 125 FI and take centerstage.



FULL DIGITAL INSTRUMENT CLUSTER



STUNNING LED HEADLIGHT WITH DRL



STYLISH LED TAILLIGHT

# DUMDAAR

SAVE FUEL

**AUTOMATIC  
STOP & START SYSTEM**

It automatically stops the engine when stationary and starts it with the twist of the throttle, saving up to **1.9 cc** of fuel every minute which is **4%** more mileage than before.

**NEW 125CC FI ENGINE**



The new Fascino 125 FI engine compared to 113 cc packs a powerful punch. It cranks out **30%** more power for thrilling performance, anywhere you may go.

**SMART MOTOR GENERATOR**

**SILENT START**


It enables you to turn-on the engine quietly and easily, whenever you are ready to go.



**HYBRID POWER ASSIST**

While on the go, the SMG charges the onboard battery. The SMG along with the engine produces **8.2 PS** and up to **10.3 Nm** (**0.7 Nm** higher than the previous Fascino) torque for quicker acceleration when starting from a stop.

Drive force at the rear wheel at low speeds has been improved by **30%**.



# MILEDAAR

**YAMAHA MOTORCYCLE  
CONNECT X FEATURES.**



**ANSWER BACK**  
Upon engaging this feature, the bike indicators start blinking and the horn starts beeping.

**RIDING HISTORY**  
You can view individual trip details of every ride.

**LOCATE MY BIKE**  
Upon clicking this feature, the bike indicators will illuminate for 10 seconds continuously.

**HAZARD**  
Upon clicking this button, all indicators start blinking continuously, cautioning fellow riders around.

**PARKING RECORD**  
Shows a route map from your current location to where you have parked your bike.



WIDE COMFORTABLE SEAT



USB CHARGER (OPTIONAL)



21L LARGE UNDER-SEAT STORAGE



110mm WIDER REAR TYRE




METAL FENDER



UBS Unified Braking System WITH DISC BRAKE & TELESCOPIC SUSPENSION

**THE IN-BUILT SIDE  
STAND ENGINE  
CUT-OFF SWITCH** ensures that the engine doesn't start if the side stand is engaged, so that you never forget to take off the side stand before you ride.





BRUSH GUARD



WIDER 110MM REAR TYRE  
WITH CAST WHEEL AND BLOCK PATTERN TYRE



WIDER STREET RALLY  
125Fi FEATURES



STYLISH METAL PLATE



STYLISH METAL PLATE

### ACCESSORIES



COOL MESH SEAT COVER



SEAT COVER



FLOOR MAT



LED FLASHES



METAL PLATE FLOOR MAT



SCOTTISH GUARD



TANK'S FOOT REST



SCOTT'S COVER

### SPECIFICATIONS

#### ENGINE

Engine Type

Hybrid

Displacement

Bore & Stroke

Compression Ratio

Maximum Horse Power

Maximum Torque

Stop & Start System (SSS)

Smart Motor Generator (SMG) System

Fuel System

Starting System Type

Transmission Type

Air Cooled, 4-Stroke,

500CC, 2-Valve

Equip/eqd

125cc

52.4 x 57.3mm

10.2:1

6.0kW/8.297j/6500rpm

16.38Nm/1.26k/1750rpm

Equip/eqd

Equip/eqd

Fuel Injection

Electric Starter and Kick Starter

V-Valve Automatic

#### CHASSIS

Suspension Type (Front/Rear)

Tyre Size (Front)

Tyre Size (Rear)

ABS

Brake Type (Front)

Brake Type (Rear)

Telescopic Fork / Dual Spring

90/90-12 Tubeless

110/90-12 Tubeless

Equip/eqd

SR & RayZ: 190mm Disc

Disc

Disc

#### ELECTRICAL

Battery

Ignition System

Headlight (Class C)

Brake Light/Tail Light

Position Light

Side Stand Engine cut-off switch

Motor Control

Bluetooth

(Yamaha Motorcycle Connect X)

Maintenance Free - 12V 5.0 Ah

TCI (Transistor Controlled Ignition)

SR & RayZ: Disc: LED

Disc: Halogen 12V/35/55Wx1

12V, 21/5Wx1

LED

Equip/eqd

SR & RayZ: Disc: Digital

Disc: Analog

SR & RayZ: Disc: Equip/eqd

Disc: Available as Accessory



The specifications and designs of the motorcycles shown here may vary according to the requirements and are subject to change without prior notice. Colors shown may not match the actual color due to printing limitations. \*Conditions apply. \*\*Warranty extended for engine, 31 months, ACD system and 12-months including wiring harness, whatever is earlier. \*\*Must be used only according to user's manual. Yamaha Motor India Pvt. Ltd. is the authorized dealer for Yamaha Motor India Pvt. Ltd. in India. Yamaha Motor India Pvt. Ltd. is the authorized dealer for Yamaha Motor India Pvt. Ltd. in India.

Yamaha Motor India Sales Pvt. Ltd., ACDI Tower-5th Floor, Door No. 3781, Rajy Gandhi Sarai (D&F) Mettupalayam, Chennai - 600067. Phone: 044-2614 7006. Toll Free No.: 1800 420 1600 Email: info@yamaha-motor-india.com www.yamaha-motor-india.com

### COLOR VARIANTS



\*LED headlight, headlight and digital mirror are available only on this variant.

Authorized Dealer



SHANDAAR  
DUMDAAR  
MILEDAAR

It's **RAYZR** year



RAYZR 125Fi  
HYBRID

30 POWER  
16 MI PRICE



WITH CONNECT

# SHANDAAR

The new RayZR and the RayZR Street Rally are as stylish as they are capable. They are built tough, designed with finesse and packs a powerful punch. That too without compromising on fuel efficiency and value-for-money. No wonder they are Shandaar, Dumdaar and Miledaar. Go ahead, explore every road and win over them, hands down.



## MILEDAAR

### AUTOMATIC STOP & START SYSTEM

It automatically stops the engine when stationary and starts it with the twist of the throttle, saving upto 2.8cc of fuel every minute which is 4% more than before.



### NEW 125 CC FI ENGINE



The new RayZR engine packs more power than ever before. It is able to unleash 30% more power than the previous RayZR 113cc for the kind of performance you desire.

### SILENT START

It enables you to turn-on the engine quietly and easily, whenever you are ready to go.



## DUMDAAR

### HYBRID

#### HYBRID POWER ASSIST

While on the go, the SMG charges the onboard battery. The SMG along with the engine produces 8.2 PS power and upto 20.3 Nm torque (0.7 Nm higher than its predecessor) for quicker acceleration when starting off.

Drive force at the rear wheel at low speeds has been improved by 30% more power than the previous RayZR 113cc.



## YAMAHA MOTORCYCLE CONNECT X FEATURES\*



#### ANSWER BACK

Upon engaging this feature, the bike indicators start blinking and the horn starts beeping.



#### RIDING HISTORY

You can view individual trip details of every ride.



#### LOCATE MY BIKE

Upon clicking this feature, the bike indicator will illuminate for 10 seconds continuously.



#### HAZARD

Upon clicking this button, all indicators start blinking continuously, cautioning fellow riders around.



#### PARKING RECORD

Shows a route map from your current location to where you have parked your bike.

## FEATURES

### RAY ZR YOUR STYLE



LED HEADLIGHT\*



LED POSITION LIGHT



FULL DIGITAL INSTRUMENT CLUSTER\*



DISC BRAKE WITH DISC BRAKE



IN-BUILT SIDE STAND  
ENGINE CUT-OFF SWITCH



PASS SWITCH



MULTI-FUNCTION KEY



TWO-LEVEL SEAT



TELESCOPIC SUSPENSION



MAINTENANCE FREE  
BATTERY



USB CHARGER (Optional)



FRONT CONVENIENT HOOK



21L UNDER SEAT STORAGE

### RAY ZR YOUR CONVENIENCE FEATURES





The call of the BLUE

# THE MAXI-SPORTS SCOOTER

## AEPS 155

WITH ABS



# TRACK-LIKE PERFORMANCE FOR THE EVERYDAY CITY RIDES.

The maxi-sports scooter Aerox 155 is here! Built with R DNA, the scooter is truly one-of-a-kind. The Aerox 155 is powered by the Blue Core engine, and it is also equipped with the latest Yamaha technology. So, whether it is battling the daily slow-moving traffic or riding through the congested roads, you can do it all with ease. Prepare yourself for some high-octane fuelled adventures. Ride now and feel the power!

## ATTRIBUTES OF THE

### 155 cc LC4V SOHC FI ENGINE WITH VVA

The liquid-cooled, 4-stroke SOHC, 155 cc, 4-valve, fuel-injected engine with VVA in the Aerox 155 gives out a maximum horse power of 11.0kW(15.0PS)/8000r/min and a maximum torque of 13.9N·m(1.4kgf·m)/6500r/min. The bore x stroke delivers excellent power and torque characteristics. The cylinder head along with a compact combustion chamber achieves a higher compression ratio that boosts combustion efficiency. It also optimizes the coolant pathway to improve reliability.



#### SMART MOTOR GENERATOR SYSTEM

The Smart Motor Generator eliminates the sound of meshing gears, achieving a silent start every time.



#### AUTOMATIC STOP & START SYSTEM

When the vehicle is idling, the Automatic Stop & Start System automatically stops the engine thereby saving fuel. The rider can easily re-start the engine by simply twisting the throttle.



#### VARIABLE VALVE ACTUATION

This is a one of a kind high-performance VVA system that provides for ease of use even at low RPM. It ensures good power and torque is present throughout the entire rev range.

## FULLY DIGITAL NEGATIVE LCD INSTRUMENT CLUSTER



WITH CONNECT

Stay connected even on the move. Y-Connect is Yamaha's latest innovation that lets you link your smartphone directly to your Yamaha two-wheeler.

## THE APP DISPLAYS PHONE NOTIFICATIONS ON YOUR INSTRUMENT CLUSTER SCREEN.

- APP CONNECTIVITY STATUS** -----  
Informs you of the scooter's connectivity with the Y-Connect app on your phone.
- PHONE BATTERY STATUS** -----  
Displays the smartphone's battery level.
- CALL ALERT** -----  
Alerts you of any incoming or missed calls.
- SMS & EMAIL ALERT** -----  
Get notified every time you receive a message or email on your phone.



#### FUEL CONSUMPTION TRACKER

This feature helps you track your daily and monthly fuel consumption.



#### MAINTENANCE RECOMMENDATIONS

This app consolidates and analyses the vehicle data and sends you recommendations. For example, it keeps tabs on battery status and indicates either with a "Good" or "Check" notification.



#### LAST PARKING LOCATION

The last parking feature of the app gives you information about where you last parked your scooter\*.  
\*If the machine has been moved since it was parked, it cannot be tracked via this function.



#### MALFUNCTION NOTIFICATION

Should the machine suffer a breakdown or malfunction, the app indicates so on the smartphone. It can also be verified on the phone as part of the scooter's records.



#### REVS DASHBOARD

The smartphone screen can also function as the Revs Dashboard, that displays data that is not available on the scooter's instrument cluster, such as Engine RPM, Degree Of Throttle Opening, Rate Of Acceleration, Eco-friendly Riding Indicator and Real-time Fuel Consumption.



#### RANKING

This app connects with other Yamaha riders app and maintains a ranking of the riders in terms of distance travelled and how eco-friendly their riding has been.



## SPORTY DESIGN FEATURES



### LED HEADLIGHT WITH LED POSITION LIGHTS

The LED headlight provides excellent visibility over a wide range with very little unevenness and gives a more dynamic and sophisticated look.



### LED TAIL LIGHT

The stylish tail light shows off the sporty spirit with a unique design that helps you stand out from the crowd.



### 24.5 L UNDER-SEAT STORAGE

The first of its kind in this category, the under-seat storage has a humongous 24.5 L capacity. The smart seat opening system makes it simple to put in or take out items.



### MULTI-FUNCTION KEY SWITCH

Do it all with the multi-function key switch. All your needs will be fulfilled with just the turn of the key.



### EXTERNAL FUEL LID

To make it easier and even more convenient to refill the tank, the fuel lid has been placed externally.

## COMFORT FEATURES



### FRONT POCKET WITH POWER SOCKET

The power socket is located within easy reach of the rider for charging digital accessories. The front pocket gives easy access to a smartphone, wallet or camera.



### TWO-LEVEL SEAT

The two-level seat provides a steady and comfortable ride for both the rider and pillion rider.

## FUNCTIONAL FEATURES



### ABS

Enjoy great performance with superior control. Aerox 155 comes with a 230 mm disc brake with Anti-lock Braking System (ABS).



### MOTORCYCLE TYPE TWIN SHOCK ABSORBERS

This feature makes your rides extremely smooth and lets you cruise through anything!



### LARGE ALLOY WHEEL 14

The large alloy wheels let you ride on any terrain be it the tracks or the streets with confidence and ease.



### SUPER WIDE 140 mm TYRE (REAR)

140/70-14M/C 62P tubeless tyre has been adopted at the rear with flexible side walls for better grip.



### SIDE STAND ENGINE CUT-OFF SWITCH

With the in-built side stand engine cut-off switch, you do not forget to remove the side stand during those immediate rides.



## COLOR VARIANTS



RACING BLUE



GREY VERMILLION

## SPECIFICATIONS

Brake type (front)	Disc brake (230 mm)
Brake type (rear)	Drum (130 mm)
Tyre size (front)	110/80-14M/C 53P Tubeless
Tyre size (rear)	140/70-14M/C 62P Tubeless
ABS	Single Channel ABS

## Dimensions

Overall length	1980 mm
Overall width	700 mm
Overall height	1150 mm
Seat height	790 mm
Wheelbase	1350 mm
Minimum ground clearance	145 mm
Weight (with oil & a full fuel tank)	126 kg
Fuel tank capacity	5.5 l

## Other Information

Battery	12 V, 6.0 Ah
Headlight	LED
Position light	LED
Brake / Tail light	LED
Multi-function meter unit	Fully digital anti-glare multifunction negative LCD
Speedometer	Digital
Tachometer	Digital
Fuel meter	Digital
Fuel consumption indicator	Equipped
Oil change tripmeter	Equipped
V-belt replacement tripmeter	Equipped

Clock	Digital, auto adjust with smartphone connectivity
VVA	Equipped
Side stand engine cut-off switch	Equipped
Y-Connect (Smartphone Bluetooth Connectivity)	Equipped
Automatic Stop & Start System (SSS)	Equipped
Smart Motor Generator System (SMG)	Equipped

## Engine

Engine type	Liquid cooled, 4-stroke, SOHC, 4-valve
Displacement	155 cc
Bore x stroke	58.0 x 58.7 mm
Compression ratio	11.6:1
Maximum horse power	11.0kW(15.0PS)/8000r/min
Maximum torque	13.9N•m (1.4kgf•m)/6500r/min
Fuel system	Fuel injection
Starting System Type	Electric starter
Transmission type	V-belt automatic

## Chassis

Front suspension system	Telescopic fork
Rear suspension system	Unit swing
Inner tube diameter of front fork	26.0 mm



The specifications and designs of the motorcycles shown here may vary according to the requirements and are subject to change without prior notice. Colors shown may not match the actual color due to printing limitations.\*Conditions apply. \*\*Warranty extended for engine, FI system, AIS system and Electricals including wiring harness, whichever is earlier. 5-Year warranty\* only applicable in case of purchase of Yamaha Protection Plus Policy during validity period. Please refer to Yamaha Protection Plus Policy for more details.

Yamaha Motor India Sales Pvt. Ltd., AKDR Tower-5th Floor, Door No. 3/381, Rajiv Gandhi Salai (OMR) Mettukuppam, Chennai - 600097. Phone: 044-3814 7000. Toll Free No.: 1800 420 1600 Email: info@yamaha-motor-india.com www.yamaha-motor-india.com

Authorised Dealer



# **GUNA MOTORS**

**KAMARAJAR SALAI, MDU - 009**

**+91 82483 88085**

**OUR BRANCHES**

**VISHALAKSHIPURAM, MDU - 014**

**+91 75300 98386**

**NARAYANAPURAM, MDU - 014**

**+91 75300 98386**